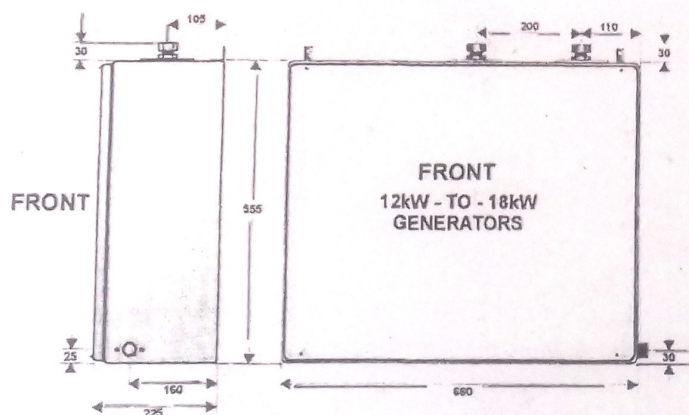
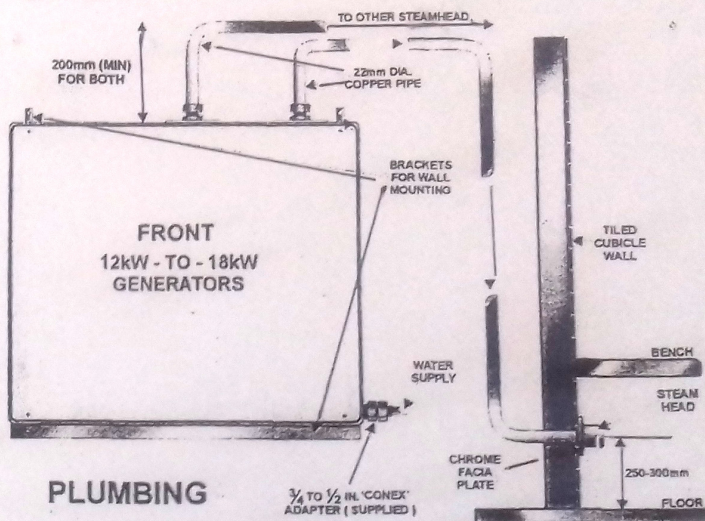


GENERATOR CABINET DIMENSIONS

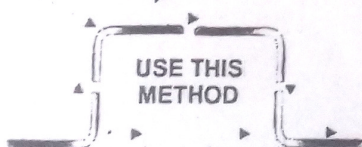


ALL DIMENSIONS IN MILLIMETRES



PLUMBING

AVOID SHARP
ENDS & ELBOWS



USE THIS
METHOD

IMPORTANT NOTES

2 x SEPARATE 22mm (1/4")
COPPER STEAM PIPES


EXTEND STEAM PIPES
UPWARD WITH 'NO LIMIT'
BUT NOT LESS THAN 200mm

PLUMBING MUST GO 'UP &
OVER' NOT 'DOWN & UNDER'
SEE DIAGRAMS

NO 'SHARP' BENDS NOR
'ELBOWS' TO BE USED IN
THE STEAM PIPE-LINE

USE NO 'SHUT-OFF VALVES'
NOR RESTRICTIONS IN THE
STEAM PIPE-LINE

AVOID CONDENSED
'WATER-TRAPS'



DO NOT USE
THIS METHOD

ELECTRICAL

